


Jan. - Feb. 2012 MiataSOTam

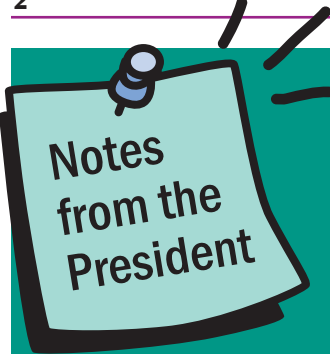
Miata Club of Minnesota sponsored by Morrie's Mazda

Happy New Year!



- Coming Events -
Superbowl Brunch
Game Day @ Dave & Busters
Spring Clean-Up
Adopt-A-Highway Clean-Up
Spring Rally






Notes from the President

Happy New Year to the Members of the Miata Club of Minnesota.

First Lady Ruth & I hope you had a Merry Christmas full of joy

with family & friends throughout the Holiday Season. We would like to extend our wish to you for a Healthy & Prosperous New Year and look forward to many fun and exciting events in the coming year. We hope to see you all at our next event, the Super Bowl Brunch in February. Wishing you much Zoom, Zoom Zoom!

Mike Simmons



Board Members:

President:	Mike Simmons - 612-385-6244 president@miataclubmn.com
Vice President:	Chris Holt - 612-227-7242 vicepresident@miataclubmn.com
Treasurer:	Dan Shidla - 952-831-0291 treasurer@miataclubmn.com
Secretary/ Memberships:	Butch Rogers - 651-777-8437 secretary@miataclubmn.com
Merchandise Directors:	Don and Barb Shaw - 763-559-9211 merchandise@miataclubmn.com
Past President Consultant:	John Miller - 651-483-1830 consultant@miataclubmn.com
Newsletter Editor:	Veral and Barb Campbell - 763-862-3366 newsletter@miataclubmn.com

Web Site: MiataClubMN.com

Email notifications are sent to club members as a reminder of upcoming events. If you are not on the distribution list and would like to receive these notifications, send an email with your name and email address to Chris Holt at vicepresident@miataclubmn.com requesting your email address be added to the distribution list.

Chips in your paint? Meet The Doctor!

by Steve Flaten

Having tried a number of different methods for touching up the paint chips in my cars, I have finally found a method that works well and very easy.

Remember the times of trying to fill the chip hole using a book of matches that you cut off at an angle or trying to use the brush-in bottle touch up paint? You end up with big globs of paint, or unfilled craters. Then there is the paint that does seem to fall correctly in the hole and it stands out like it was a different color. Read on and you will be introduced to a method that puts an end to all of that and in a fraction of the time.

First, you need to go to the car you are trying to touch up and find the paint code that is listed on the door jamb. There may be a color name that you are familiar with that was given on the window sticker when your car was "born". Armed with that information, visit www.drcolorchip.com. This website will prompt you for the color code, year, model and color. They will custom mix a touch up paint to match your car. You can buy a kit that comes with brushed, cleaning cloth, special polish, a brush and rubber gloves.

There are videos on site for you to get detailed information, but here is the easy process.

1. Make sure the surface is clean and the spots to be touched up have had wax and dirt removed.
2. Open the bottle of paint. Use the brush in the cap, or the special touch up brush to help fill the chip with paint. With your gloved hand, quickly rub your finger over the surface and smear the paint blob to level things out. Don't worry about how neat or messy it is, just smear it out. Next you let it dry for a bit.
3. Next, use the special polish compound, and apply it to a patch of t-shirt material. This fabric is backed up by a flat plastic card about the size of a credit card. Rub over the smeared spots and it will blend in the touch up very quickly.
4. You're done with everything but the admiring.



2012 Board of Directors

Left to right: Mike Simmons, president; Butch Rogers, secretary; Veral Campbell, newsletter; Barbara Shaw, merchandise; Don Shaw, merchandise; Barbara Campbell, newsletter; Dan Shidla, treasurer; John Miller, outgoing president; Darrel Spaeth, web site; Chris Holt, vice president.

SUPER BOWL Brunch

Sunday, February 5, 2012

10:00 AM

Rockwoods Grill

www.rockwoodsgrill.com

9100 Quaday Ave NE
Otsego, MN 55330
763-441-6322

\$14.95 Each

(Plus Tax & Gratuity)

(extra charge for coffee or other beverage)

Over 50 feet of great brunch items!

Featuring... Slow Roasted Chef Carved Prime Rib

Made to Order Omelets	Eggs Benedict
Breakfast Sausage	Keilbasa
Malted Waffles to Order	Scrambled Eggs
Sausage Gravy & Biscuits	Fresh Pastries
French Toast	Fresh Fruits
Mashed Potatoes & Gravy	Seasonal Vegetables
Up to 6 Chef Lunch Features	Assorted Chilled Salads
Smoked Salmon	Various Desserts

RSVP by February 1, 2012 to:

Arlan & Virginia Tietel 651.337.0094 or altietel@aol.com
Don & Barb Shaw 763.559.9211 or miatamdse@aol.com
Annette Maros 763.238-8856 or mnettieski@aol.com

Miata Club has Hot Chocolate!

On Sunday December 4, 2011, thirty-nine Miata Club members and 3 guests enjoyed the musical performance of **"Hot Chocolate"** at the Park Square Theatre in St. Paul. We foot tapped and swayed to the mix of contemporary and R & B versions of holiday music familiar to all of us. One club person wished she could have danced in the aisles. The St. Paul Pioneer Press theater critic's capsule: "Slight on story, but warm sweet and soulful". We would add "with good music and choreography".

Following the performance, club members walked to the Great Waters Brewing Company for dinner from a selected Miata Club menu. There were lots of positive comments about the joy this event brought at the beginning of the Christmas Season.



Trailer for Spring Rally

It's all about the Drive!

It has been a tradition to not let too much information out of the bag too soon. The Spring Rally Committee would like to take advantage of the potential of the after Christmas sales, and get you "dressed for success" so you fit in with the crowd during the rally.

Consider looking for those nice black and red checkered hats with earflaps, bib overalls, and appropriate fishing attire before it is closed out in the stores when they start bringing in the swim suits and sandals. For inspiration, think of how your grandparents dressed; how do you remember what Uncle Walt or Aunt Sally wore when you met them at the lake? The Grumpy Old Men or the Grumpier Old Men movies might serve for inspiration. Please, no re-runs of the "Tacky Tourist" attire you may have worn in the past. Keep your eyes open for additional pointers in upcoming newsletters and on the website.



These suggestions brought to you by the Rally Committee of the Brinkman's, Johnson's and Flaten's. More information to follow.

Cleaning up the engine by Steve Flaten

Ever want to try cleaning the oil, dirt and gunk off the engine for a car show, for selling your car or just keeping up with that obsessive-compulsive driver (OCD) in your car club. Here is what I have found to be the easiest way of cleaning the engine and making it look showroom new. This will not help if paint is peeling or stuff is rusty and pitted. That will require restoration. The other caution is if you have aluminum or polished surfaces, it could cause some hazing or etching.

You need two products, **Castrol Super Clean** in the purple spray bottle and **Meguire's Rubber and Vinyl cleaner**, a toothbrush and general scrub brush. Start by warming up the engine, not hot, just warm. This softens the goo and makes the cleaner work better. You can protect sensitive areas like distributors or wiring blocks that could cause some short-circuits if things gets wet. Aluminum foil works well for this as it can be wrapped and tucked into place. Try to keep the overspray off painted surfaces on fenders, hood etc, but I have not found it to be a problem.

Now spray down the engine, metal, plastics etc with the Super Clean. Try not to breathe a lot of this stuff as you will find it irritating. If needed, agitate the thick gunk with a brush. Do not let the cleaner dry, and wash it off with a good running flush of water. Quickly pull off the aluminum foil protection and start the engine. Now let the engine heat up and aid in drying. An air hose or leaf blower can also be used to blow off the water that is in different nooks and crannies.

Next comes the magic part of the process. With the engine clean, warm and dry mist on the Vinyl and Rubber cleaner over the plastic and rubber parts, wiring harnesses etc. Close the hood and let the heat and product work.

When you open the hood, you will see that the whole thing looks almost brand new, like it had been detailed by a pro. You should be able to do this in less than 30 minutes.

2012 COMING EVENTS CALENDAR

DATE	HOSTS	EVENT
February 5	Maros, Tietels, Shaws	Superbowl Brunch
March 11	Flatens	Sunday Brunch - Game Day @ Dave & Busters
April 15	Board of Directors	Spring Clean-Up & Board Meeting
April 21	Holts	Adopt-A-Highway Clean-Up
May 4 thru May 6	Johnsons, Brinkmans, Flatens	Spring Rally
May 23 <i>or</i> May 30	OPEN	Wednesday Drive & Dinner
June 9	Fourres, Rogers	Saturday Picnic (Wedding Shower for Holts)
June 27	Marv Gilman	Wednesday Drive
July 4 (Wednesday)	Mike Ferber	Fourth of July
July 8	Simmons	Sunday Drive & Brunch
July 25	OPEN	Wednesday Drive & Dinner
August 12	Beckmans, Whitts	Sunday Drive & Brunch
August 22	Jeff Adrian	Wednesday Drive & Dinner - Vino in the Valley
September 7 thru September 9	Holts, Fourres, Rogers, Campbells	Fall Rally
September 26	OPEN	Wednesday Drive & Dinner
September 29 and September 30	Millers	Up North Drive (Fall Color Drive)
October 14	Board of Directors	Fall Clean-Up & Board Meeting
October 20	Holts	Adopt-A-Highway Clean-up
December 9	Board of directors - Incoming for 2013	Holiday Brunch

SPECIAL EVENTS

To Be Determined	OPEN	Double Drive-In (Dinner & Movie)
To Be Determined	Millers, Spaeths	Extended Trip
To Be Determined	OPEN	Fall Cider / Winery
To Be Determined (Fall)	Flatens	Go-Karting (Stockholm, MN)
October 7	OPEN	Drive-for-Kids
To Be Determined	Flatens	ELKO Speedway
To Be Determined	Pam Flaten	Powder Puff - (Ladies Drive)

